


Replace spindle draw bar for atc machine

CNC Machine center has 2 types spindle draw bar: **Ball type** and **Jaw type**.
Look under inside spindle will find out what type spindle draw bar that we use.






Ball type



Jaw type

Ball type

1. Turn off power, remove the cylinder, and remove 4 screws M5 and washer.
2. Using hands pull up the whole draw bar ball type.



Jaw type

1. We remove the jaw first, before removing the whole draw bar.
2. Using socket –Allen wrench M5 to remove the jaw of draw bar.



Jaw type

3. After removing the jaw, do the same thing to remove the draw bar like ball type.